

Revised date: July 2021

Version/times: B/1

Plaster saw

Operating Manual

Model RJ-PS CODE NS-4042, NS-4041



Product record number: Wanwu Machinery Preparation No. 20170004

Record number: Wanwu Food and Drug Administration Apparatus No. 20180001



Foreword

This manual contains important contents that must be understood for safe and proper use of the product.

The instruction manual is a part of the product. Therefore, this manual should be placed in a proper position for easy reference at any time for the whole lifetime.

The product must be operated by trained personnel with relevant knowledge and experience. All personnel must read this instruction carefully before using this product.

This manual shall be transmitted to subsequent owners or users of the product. Any duplication, photogrammetry, digital post-processing or duplication is prohibited without consent of Wuhu Ruijin Medical Instrument & Device Co., Ltd.

This product is safe and reliable to use, except for the risks arising from special factors like operated by non-professionals or used for other purposes, etc. Therefore, please follow strictly the following rules to avoid accidental use.

This product must be operated by professionals.

Product maintenance must be carried out by professional technicians or skilled users and authorized persons of Wuhu Ruijin Medical Equipment Co., Ltd.

If there are any operation problems not mentioned, please contact Wuhu Ruijin Medical Instrument & Device Co., Ltd.

Instructions are subject to change without prior notice. Please put the manual in a proper position for reference.



Table of Contents

Preface.....	2
contents.....	3
I. Product information.....	4
II. Corporate Information.....	4
III. Main performance parameters.....	4
IV. Structure and composition.....	5
V. Application.....	5
VI. Precautions.....	5
VII. Installation and removal.....	7
VIII. Transport and storage conditions.....	9
IX. After-sales service.....	9

I. Product information

Product name: plaster saw

Product model: Model: RJ-PS CODE: NS-4042, NS-4041

II. Corporate Information

Registrant/manufacturer name: Wuhu Ruijin Medical Equipment Co., Ltd.

Registrant's residence/production address: No. 33, Wanchun Road, Economic and Technological Development Zone, Wuhu City, Anhui Province

After-sales Service Unit: Wuhu Ruijin Medical Equipment Co., Ltd.

Tel: 0553-2673688 Fax: 0553-2672513 Post Code: 241000

Product record number: Wanwu Machinery Preparation No. 20170004

Record number: Wanwu Food and Drug Administration Apparatus No. 20180001


III. Main performance parameters

Handpiece	Working voltage	220V	110V
	No-load frequency	$\geq 11000\text{cpm}$	

IV. Structure composition

This product is mainly composed of a handpiece, saw blade and an allen wrench.

i. Model: RJ-PS CODE: NS-4042, NS-4041



V. Scope of application

For cutting & removing plaster bandage.

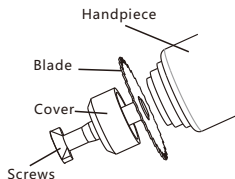
VI. Precautions

- i. Before use, pls check whether the saw blade is flat, lacking teeth, and whether it is properly installed. Pls check the ventilation passage of the motor to keep it unobstructed to prevent blockage of foreign objects, resulting in poor ventilation, and excessive temperature rise when the motor is working, and even burning the motor.
- ii. Don't use excessive pressure during using, and do not pressurize when the saw blade swings. When the saw blade is suddenly stuck in the plaster bandage, the power supply shall be cut off and slowly withdrawn, and the power switch shall not be turned on and off from time to time, which may damage the motor.
- iii. The temperature of the motor case increases with time during use. If the motor case temperature is overheated, it shall be suspended and used after cooling down, otherwise it will easily cause the motor to overheat and burn.
- iv. When there is abnormal sound or excessive vibration during use, it should be checked and repaired in time.
- v. After the operation, the plaster saw shall be wiped clean, and the plaster saw should be placed in a dry place (relative humidity not greater than 80%, no corrosive gas environment) to prevent damage and water ingress.
- vi. Regularly check the insulation performance of the plaster saw to ensure safe use.
- vii. Check the performance of plaster saw regularly, if the motor running normally and the mechanical part is faulty, you can first remove the three screws on the head, remove the transmission housing, and eliminate the mechanical fault.

VII. Installation and removal

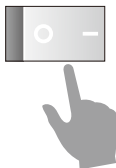
This product is a special medical equipment, and the installation and disassembly of this product must be medical personnel with corresponding technology or proper professional training.

i. Installation and removal of saw blade



When installing the saw blade, remove the screws and the blocking cover, insert the saw blade into the handpiece interface, and then install the blocking cover, screw in turn into the interface, and finally use the hexagon wrench to tighten the screw to fix the saw blade.

ii. Demonstration of manual mode operation



Power switch: controls the state of on and off of the main power and locates on the back of the controller.

iii. Speed control switch indication



The speed control switch on the handpiece has 6 gears in total, rolling the speed switch can adjust various swing frequency functions.

1st gear: 3000-5000cpm/ 2nd gear: 4500-6500cpm

3rd gear: 6000-6000cpm/4th gear: 7500-9500cpm

5th gear: 9000-11000cpm/6th gear: 10000-13000cpm

VIII. Transportation and storage conditions

Transport and storage conditions	Ambient temperature range	-10°C ~ +40°C
	Relative humidity range	≤80%
	Atmospheric pressure range	500hPa ~ 1060hPa
Equipment operating conditions	Ambient temperature range	5°C ~ 40°C
	Relative humidity range	≤70%
	Atmospheric pressure range	860hPa ~ 1060hPa
	voltage	110V / 220V

Production date: see product qualification certificate.

Use period: two years or 1000 times short-term work.

IX. After-sales service

- i. Before selling the plastersaw, the company shall strictly inspect according to the corporate standards, and implement three guarantees for product quality.
- ii. After purchasing the plaster saw, please check the whole set in time.
- iii. If you need technical information about this plaster saw, please write to us.

